LUMINAIRE PHOTOMETRIC TEST REPORT

Test:U:119.84V I:0.0657A P:7.5786W PF:0.9624 Freq:59.98Hz UTHDi:0.00% ITHDi:0.00% KDisp:0 Lamp Flux:518.528x1 lm		
NAME: LED-2-S8W-5CCT-2RRWH-2RTWH	TYPE:	WEIGHT:
SPEC.: 2700K 90	DIM.:	SERIAL No.:
MFR.: LTS	SUR.:	Shielding Angle:

DATA OF LAMP		PHOTOMETRIC DATA			Eff: 68.42 lm/W
MODEL	LED-2-S8W-5CCT-2RRWH-2RTWH	Imax(cd/klm)	2011	S/MH(C0/180)	0.68
NOMINAL POWER(W)	8	LOR(%)	100.0	S/MH(C90/270)	0.62
RATED VOLTAGE(V)	120.0	TOTAL FLUX(lm/klm)	1000.0	η UP,DN(C0-180)	0.0,49.7
NOMINAL FLUX(lm)	518.528	CIE CLASS	DIRECT	η UP,DN(C180-360)	0.0,50.3
LAMPS INSIDE	1	η up(%)	0.0	CIBSE SHR NOM	0.50
TEST VOLTAGE(V)	120	η down(%)	100.0	CIBSE SHR MAX	0.65

LUMINOUS INTENSITY DISTRIBUTION DIAGRAM

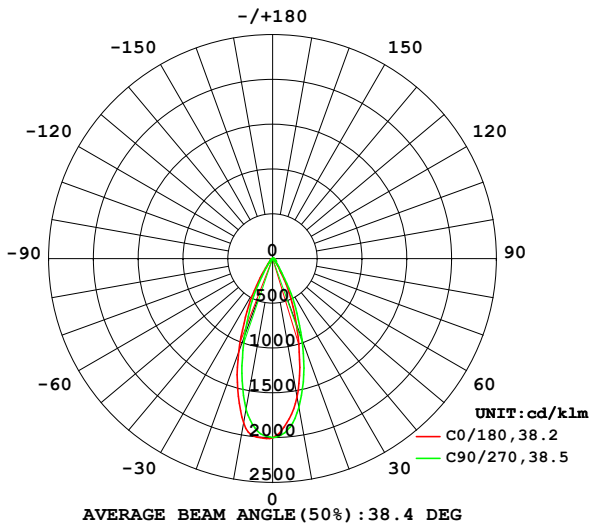

AVERAGE BEAM ANGLE(50%):38.4 DEG

C0 PLANE ISOLUX DIAGRAM (UNIT:lx/klm)

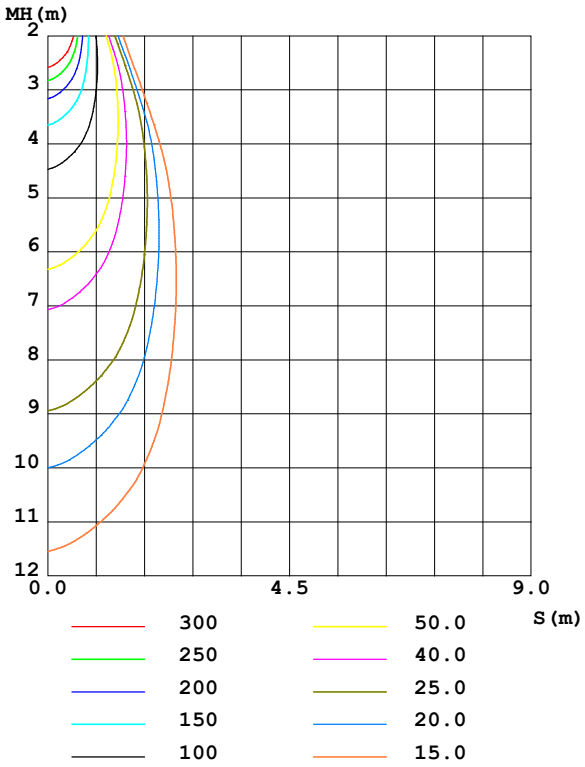

C Range: 0 - 360DEG
C Interval: 22.5DEG
Test Speed: HIGH
Temperature:24.3℃
Operators:
Test Date:2023-09-08

γ Range: 0 - 90DEG
γ Interval: 1.0DEG
Test System:EVERFINE GO-SPEX500_V1 SYSTEM V2.00.460
Humidity:65.0%
Test Distance:3.080m [K=1.0000]
Remarks:

ZONAL FLUX DIAGRAM

ZONAL FLUX DIAGRAM:

γ	C0	C45	C90	C135	C180	C225	C270	C315	γ	Φ zone	Φ total	%lum,lamp
10	1572	1612	1688	1786	1867	1813	1711	1611	0- 10	177.0	177.0	17.7,17.7
20	782.3	837.0	963.0	1051	1111	1021	919.3	840.9	10- 20	366.2	543.2	54.3,54.3
30	224.8	252.9	318.1	377.0	412.8	357.9	284.0	238.1	20- 30	271.4	814.6	81.5,81.5
40	64.42	70.25	78.78	82.17	88.22	77.76	67.59	64.44	30- 40	95.55	910.1	91,91
50	36.51	38.59	39.99	39.86	38.54	36.69	35.63	35.56	40- 50	39.37	949.5	94.9,94.9
60	19.89	21.26	22.13	21.70	20.47	19.13	18.74	19.03	50- 60	24.93	974.4	97.4,97.4
70	10.96	11.99	12.38	11.93	10.88	9.945	9.714	10.05	60- 70	15.20	989.6	99,99
80	4.609	5.435	5.662	5.238	4.416	3.516	3.516	3.817	70- 80	7.993	997.6	99.8,99.8
90	0.0742	0.0677	0.2082	0.0706	0.0599	0.0870	0.0599	0.0521	80- 90	2.403	1000	100,100
100									90-100			
110									100-110			
120									110-120			
130									120-130			
140									130-140			
150									140-150			
160									150-160			
170									160-170			
180									170-180			
DEG	LUMINOUS INTENSITY:cd/klm									UNIT:lm/klm		

C Range: 0 - 360DEG
C Interval: 22.5DEG
Test Speed: HIGH
Temperature:24.3℃
Operators:
Test Date:2023-09-08

γ Range: 0 - 90DEG
γ Interval: 1.0DEG
Test System:EVERFINE GO-SPEX500_V1 SYSTEM V2.00.460
Humidity:65.0%
Test Distance:3.080m [K=1.0000]
Remarks:

LUMINANCE LIMITATION CURVES

Test:U:119.84V I:0.0657A P:7.5786W PF:0.9624 Freq:59.98Hz UTHDi:0.00% ITHDi:0.00% KDisp:0 Lamp Flux:518.528x1 lm		
NAME: LED-2-S8W-5CCT-2RRWH-2RTWH	TYPE:	WEIGHT:
SPEC.: 2700K 90	DIM.:	SERIAL No.:
MFR.: LTS	SUR.:	Shielding Angle:

LUMINANCE LIMITATION CURVES

GLARE	CLASS	ILLUMINANCE (lx)							
1.15	A	2000	1000	500	<=300				
1.50	B		2000	1000	500	<=300			
1.85	C			2000	1000	500	<=300		
2.20	D				2000	1000	500	<=300	
2.55	E					2000	1000	500	<=300

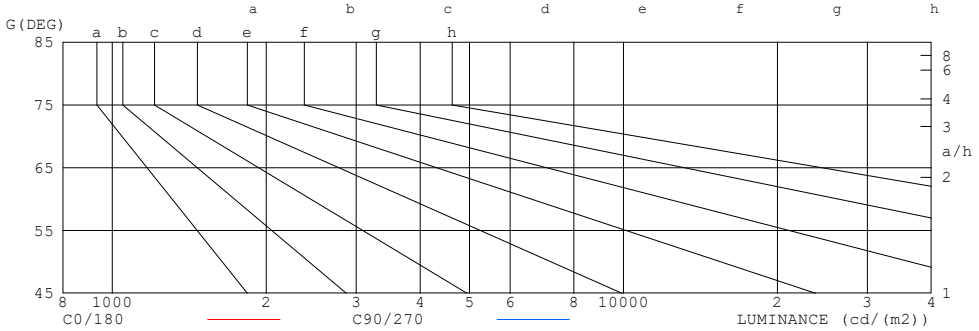

LUMINANCE cd/(m2)		
G(DEG)	C0/180	C90/270
85	119	168
80	124	152
75	136	157
70	149	169
65	166	186
60	186	207
55	214	236
50	265	290
45	310	336

C Range: 0 - 360DEG
C Interval: 22.5DEG
Test Speed: HIGH
Temperature:24.3℃
Operators:
Test Date:2023-09-08

γ Range: 0 - 90DEG
γ Interval: 1.0DEG
Test System:EVERFINE GO-SPEX500_V1 SYSTEM V2.00.460
Humidity:65.0%
Test Distance:3.080m [K=1.0000]
Remarks:

CU AND LUMINAIRE BUDGETARY ESTIMATE DIAGRAM

Test:U:119.84V I:0.0657A P:7.5786W PF:0.9624 Freq:59.98Hz UTHDi:0.00% ITHDi:0.00% KDisp:0 Lamp Flux:518.528x1 lm		
NAME: LED-2-S8W-5CCT-2RRWH-2RTWH	TYPE:	WEIGHT:
SPEC.: 2700K 90	DIM.:	SERIAL No.:
MFR.: LTS	SUR.:	Shielding Angle:

ρcc	80%			70%			50%			30%			10%			0
ρw	50%	30%	10%	50%	30%	10%	50%	30%	10%	50%	30%	10%	50%	30%	10%	0
ρfc	20%			20%			20%			20%			20%			0
RCR	RCR:Room Cavity Ratio						Coefficients of Utilization(CU)									
0.0	1.19	1.19	1.19	1.16	1.16	1.16	1.11	1.11	1.11	1.06	1.06	1.06	1.02	1.02	1.02	1.00
1.0	1.11	1.09	1.06	1.09	1.07	1.05	1.05	1.03	1.01	1.01	.00	.98	.98	.97	.96	.94
2.0	1.04	.00	.97	1.02	.99	.96	.99	.96	.94	.96	.94	.92	.93	.91	.90	.88
3.0	.97	.93	.89	.96	.92	.88	.94	.90	.87	.91	.88	.86	.89	.86	.84	.83
4.0	.92	.87	.83	.91	.86	.82	.89	.85	.81	.87	.83	.80	.85	.82	.80	.78
5.0	.87	.82	.78	.86	.81	.77	.84	.80	.77	.83	.79	.76	.81	.78	.75	.74
6.0	.83	.77	.73	.82	.77	.73	.80	.76	.72	.79	.75	.72	.78	.74	.71	.70
7.0	.78	.73	.69	.78	.73	.69	.77	.72	.69	.75	.71	.68	.74	.71	.68	.67
8.0	.75	.69	.66	.74	.69	.66	.73	.69	.65	.72	.68	.65	.71	.68	.65	.64
9.0	.71	.66	.63	.71	.66	.62	.70	.65	.62	.69	.65	.62	.68	.65	.62	.61
10.0	.68	.63	.60	.68	.63	.60	.67	.63	.60	.67	.62	.59	.66	.62	.59	.58

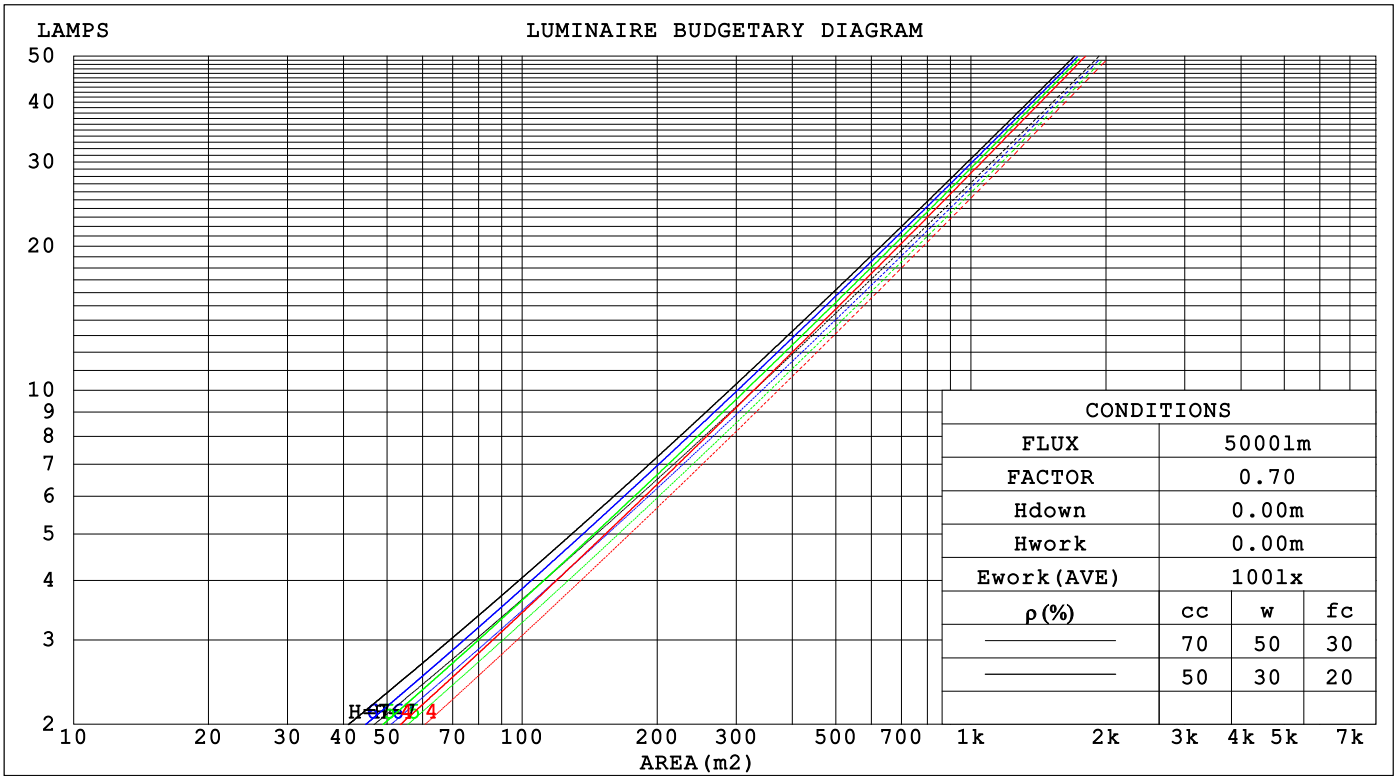

C Range: 0 - 360DEG
C Interval: 22.5DEG
Test Speed: HIGH
Temperature:24.3℃
Operators:
Test Date:2023-09-08

γ Range: 0 - 90DEG
γ Interval: 1.0DEG
Test System:EVERFINE GO-SPEX500_V1 SYSTEM V2.00.460
Humidity:65.0%
Test Distance:3.080m [K=1.0000]
Remarks:

WEC AND CCEC

Test:U:119.84V I:0.0657A P:7.5786W PF:0.9624 Freq:59.98Hz UTHDi:0.00% ITHDi:0.00% KDisp:0 Lamp Flux:518.528x1 lm		
NAME: LED-2-S8W-5CCT-2RRWH-2RTWH	TYPE:	WEIGHT:
SPEC.: 2700K 90	DIM.:	SERIAL No.:
MFR.: LTS	SUR.:	Shielding Angle:

ρcc	80%			70%			50%			30%			10%			0
ρw	50%	30%	10%	50%	30%	10%	50%	30%	10%	50%	30%	10%	50%	30%	10%	0
ρfc	20%			20%			20%			20%			20%			0
RCR	RCR:Room Cavity Ratio						Wall Exitance Coeffcients(WEC)									
0.0																
1.0	.173	.099	.031	.167	.095	.030	.154	.088	.028	.143	.082	.026	.132	.077	.025	
2.0	.164	.090	.027	.158	.087	.027	.147	.082	.025	.138	.077	.024	.129	.073	.023	
3.0	.154	.082	.025	.149	.080	.024	.140	.076	.023	.132	.072	.022	.124	.069	.021	
4.0	.145	.075	.022	.141	.074	.022	.133	.071	.021	.126	.068	.020	.119	.065	.020	
5.0	.137	.070	.020	.133	.068	.020	.127	.066	.019	.121	.064	.019	.115	.061	.018	
6.0	.130	.065	.019	.127	.064	.018	.121	.062	.018	.115	.060	.018	.110	.058	.017	
7.0	.123	.061	.017	.121	.060	.017	.116	.058	.017	.111	.057	.017	.106	.055	.016	
8.0	.118	.057	.016	.115	.057	.016	.111	.055	.016	.106	.054	.016	.102	.053	.015	
9.0	.112	.054	.015	.110	.054	.015	.106	.052	.015	.102	.051	.015	.099	.050	.014	
10.0	.107	.052	.014	.106	.051	.014	.102	.050	.014	.098	.049	.014	.095	.048	.014	

ρcc	80%			70%			50%			30%			10%			0
ρw	50%	30%	10%	50%	30%	10%	50%	30%	10%	50%	30%	10%	50%	30%	10%	0
ρfc	20%			20%			20%			20%			20%			0
RCR	RCR:Room Cavity Ratio						Ceiling Cavity Exitance Coefficients(CCEC)									
0.0	.190	.190	.190	.163	.163	.163	.111	.111	.111	.064	.064	.064	.020	.020	.020	
1.0	.171	.157	.145	.146	.135	.125	.100	.093	.086	.058	.054	.050	.018	.017	.016	
2.0	.155	.133	.114	.133	.114	.098	.091	.079	.068	.053	.046	.040	.017	.015	.013	
3.0	.142	.114	.091	.122	.098	.079	.084	.068	.055	.048	.040	.033	.016	.013	.011	
4.0	.131	.099	.074	.113	.085	.064	.077	.059	.045	.045	.035	.027	.014	.011	.009	
5.0	.122	.087	.061	.105	.075	.053	.072	.053	.038	.042	.031	.022	.013	.010	.007	
6.0	.114	.077	.051	.098	.067	.045	.068	.047	.032	.039	.028	.019	.013	.009	.006	
7.0	.107	.070	.043	.092	.060	.038	.064	.042	.027	.037	.025	.016	.012	.008	.005	
8.0	.101	.063	.037	.087	.055	.033	.060	.039	.023	.035	.023	.014	.011	.007	.005	
9.0	.096	.058	.032	.082	.050	.028	.057	.035	.020	.033	.021	.012	.011	.007	.004	
10.0	.091	.053	.029	.078	.046	.025	.054	.033	.018	.032	.019	.011	.010	.006	.003	

C Range: 0 - 360DEG
C Interval: 22.5DEG
Test Speed: HIGH
Temperature:24.3℃
Operators:
Test Date:2023-09-08

γ Range: 0 - 90DEG
γ Interval: 1.0DEG
Test System:EVERFINE GO-SPEX500_V1 SYSTEM V2.00.460
Humidity:65.0%
Test Distance:3.080m [K=1.0000]
Remarks:

UGR(Unified Glare Rating) Table

Test:U:119.84V I:0.0657A P:7.5786W PF:0.9624 Freq:59.98Hz UTHDi:0.00% ITHDi:0.00% KDisp:0 Lamp Flux:518.528x1 lm		
NAME: LED-2-S8W-5CCT-2RRWH-2RTWH	TYPE:	WEIGHT:
SPEC.: 2700K 90	DIM.:	SERIAL No.:
MFR.: LTS	SUR.:	Shielding Angle:

ceiling/cavity	0.7	0.7	0.5	0.5	0.3	0.7	0.7	0.5	0.5	0.3
walls	0.5	0.3	0.5	0.3	0.3	0.5	0.3	0.5	0.3	0.3
working plane	0.2	0.2	0.2	0.2	0.2	0.2	0.2	0.2	0.2	0.2
Room dimensions	Viewed crosswise					Viewed endwise				
x = 2H y = 2H	4.6	5.5	4.9	5.7	5.8	5.4	6.3	5.6	6.4	6.6
3H	5.4	6.2	5.6	6.4	6.6	6.1	6.9	6.4	7.1	7.3
4H	5.7	6.4	5.9	6.7	6.9	6.4	7.2	6.7	7.4	7.6
6H	5.9	6.6	6.2	6.9	7.1	6.7	7.4	7.0	7.7	7.9
8H	6.0	6.7	6.3	6.9	7.2	6.8	7.5	7.1	7.8	8.0
12H	6.0	6.7	6.4	7.0	7.3	6.9	7.6	7.2	7.8	8.1
4H 2H	5.0	5.7	5.2	5.9	6.2	5.6	6.4	5.9	6.6	6.8
3H	5.9	6.5	6.2	6.8	7.1	6.5	7.2	6.8	7.4	7.7
4H	6.3	6.9	6.7	7.2	7.5	7.0	7.6	7.3	7.9	8.2
6H	6.7	7.2	7.0	7.5	7.9	7.4	7.9	7.7	8.2	8.6
8H	6.8	7.3	7.2	7.6	8.0	7.5	8.0	7.9	8.4	8.7
12H	6.9	7.3	7.3	7.7	8.1	7.7	8.1	8.1	8.5	8.9
8H 4H	6.5	7.0	6.9	7.3	7.7	7.1	7.6	7.5	7.9	8.3
6H	7.0	7.4	7.4	7.8	8.2	7.6	8.0	8.0	8.4	8.8
8H	7.2	7.5	7.6	8.0	8.4	7.9	8.2	8.3	8.6	9.1
12H	7.3	7.7	7.8	8.1	8.6	8.1	8.4	8.6	8.9	9.3
12H 4H	6.5	6.9	6.9	7.3	7.7	7.1	7.5	7.5	7.9	8.3
6H	7.0	7.4	7.5	7.8	8.2	7.6	8.0	8.1	8.4	8.8
8H	7.3	7.6	7.7	8.0	8.5	7.9	8.2	8.4	8.7	9.1
Variations with the observer position at spacings(CIE Pub.117):										
S = 1.0H	+ 0.5 / - 0.6					+ 0.7 / - 0.7				
1.5H	+ 0.5 / - 0.4					+ 1.3 / - 0.4				
2.0H	+ 0.7 / - 0.6					+ 0.7 / - 0.5				

CIE Pub.117, 518.5 lm Total Lamp Luminous Flux Correct (8log(F/F0) = -2.3)
Area: 0.111111 m2

C Range: 0 - 360DEG
C Interval: 22.5DEG
Test Speed: HIGH
Temperature:24.3℃
Operators:
Test Date:2023-09-08

γ Range: 0 - 90DEG
γ Interval: 1.0DEG
Test System:EVERFINE GO-SPEX500_V1 SYSTEM V2.00.460
Humidity:65.0%
Test Distance:3.080m [K=1.0000]
Remarks:

UTILIZATION FACTORS TABLE

Test:U:119.84V I:0.0657A P:7.5786W PF:0.9624 Freq:59.98Hz UTHDi:0.00% ITHDi:0.00% KDisp:0 Lamp Flux:518.528x1 lm		
NAME: LED-2-S8W-5CCT-2RRWH-2RTWH	TYPE:	WEIGHT:
SPEC.: 2700K 90	DIM.:	SERIAL No.:
MFR.: LTS	SUR.:	Shielding Angle:

REFLECTANCE										
Ceiling	0.8	0.8	0.8	0.7	0.7	0.7	0.5	0.5	0.5	0
Walls	0.7	0.5	0.3	0.7	0.5	0.3	0.7	0.5	0.3	0
Working plane	0.2	0.2	0.2	0.2	0.2	0.2	0.2	0.2	0.2	0
ROOM INDEX	UTILIZATION FACTORS(PERCENT) k(RI) x RCR = 5									
k = 0.60	86	79	75	85	79	75	85	79	75	72
0.80	93	87	83	93	87	83	92	86	83	79
1.00	98	92	88	97	92	88	96	92	88	83
1.25	102	97	93	101	96	93	99	95	92	87
1.50	105	100	96	104	99	96	101	98	95	90
2.00	108	103	100	106	102	99	104	100	98	92
2.50	110	106	102	108	104	102	105	102	100	94
3.00	111	108	105	109	106	104	106	104	101	95
4.00	113	110	108	111	109	107	108	106	104	97
5.00	115	112	110	113	110	109	109	107	106	98
ROOM INDEX	UF(total)									Direct
According to DIN EN 13032-2 2004				Suspended					SHRNOM = 1.25	

C Range: 0 - 360DEG
C Interval: 22.5DEG
Test Speed: HIGH
Temperature:24.3℃
Operators:
Test Date:2023-09-08

γ Range: 0 - 90DEG
γ Interval: 1.0DEG
Test System:EVERFINE GO-SPEX500_V1 SYSTEM V2.00.460
Humidity:65.0%
Test Distance:3.080m [K=1.0000]
Remarks:

ISOCANDELA DIAGRAM

Test:U:119.84V I:0.0657A P:7.5786W PF:0.9624 Freq:59.98Hz UTHDi:0.00% ITHDi:0.00% KDisp:0 Lamp Flux:518.528x1 lm		
NAME: LED-2-S8W-5CCT-2RRWH-2RTWH	TYPE:	WEIGHT:
SPEC.: 2700K 90	DIM.:	SERIAL No.:
MFR.: LTS	SUR.:	Shielding Angle:

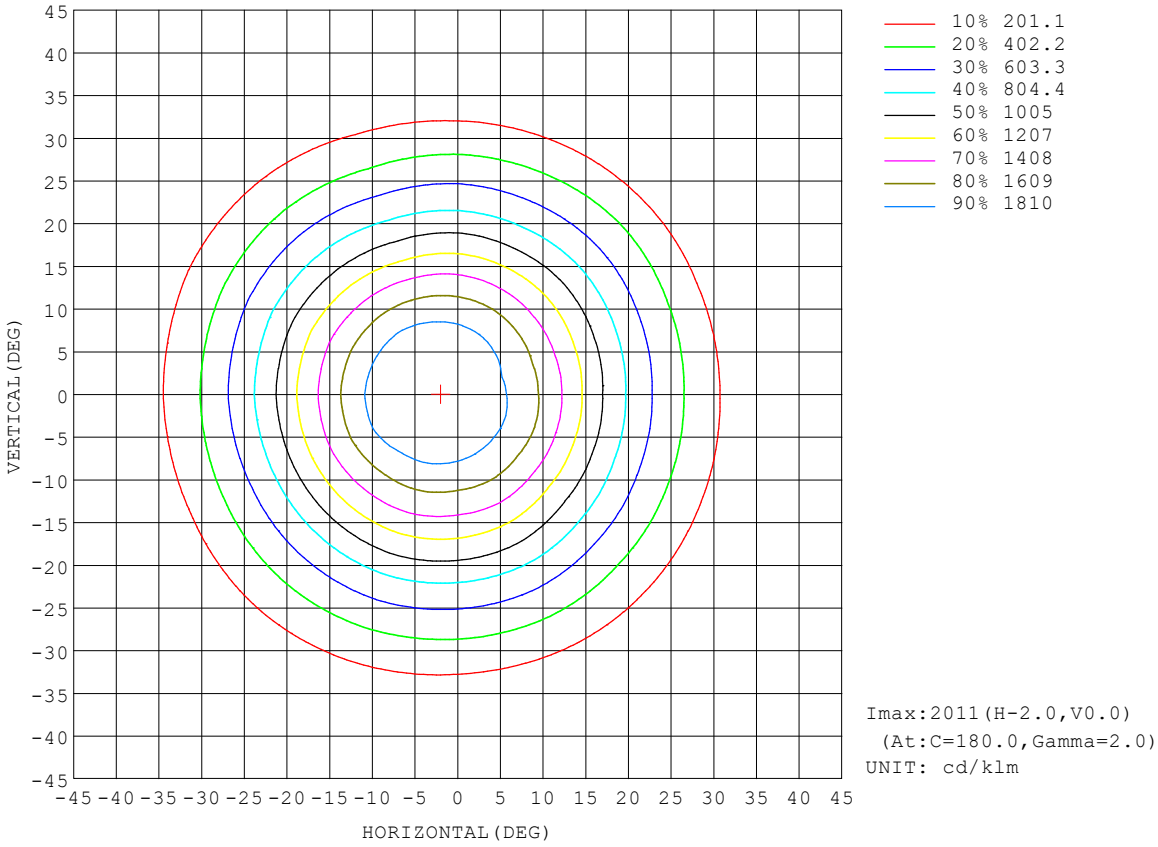

C Range: 0 - 360DEG
C Interval: 22.5DEG
Test Speed: HIGH
Temperature:24.3℃
Operators:
Test Date:2023-09-08

γ Range: 0 - 90DEG
γ Interval: 1.0DEG
Test System:EVERFINE GO-SPEX500_V1 SYSTEM V2.00.460
Humidity:65.0%
Test Distance:3.080m [K=1.0000]
Remarks:

AAI CURVES

Test:U:119.84V I:0.0657A P:7.5786W PF:0.9624 Freq:59.98Hz UTHDi:0.00% ITHDi:0.00% KDisp:0 Lamp Flux:518.528x1 lm		
NAME: LED-2-S8W-5CCT-2RRWH-2RTWH	TYPE:	WEIGHT:
SPEC.: 2700K 90	DIM.:	SERIAL No.:
MFR.: LTS	SUR.:	Shielding Angle:

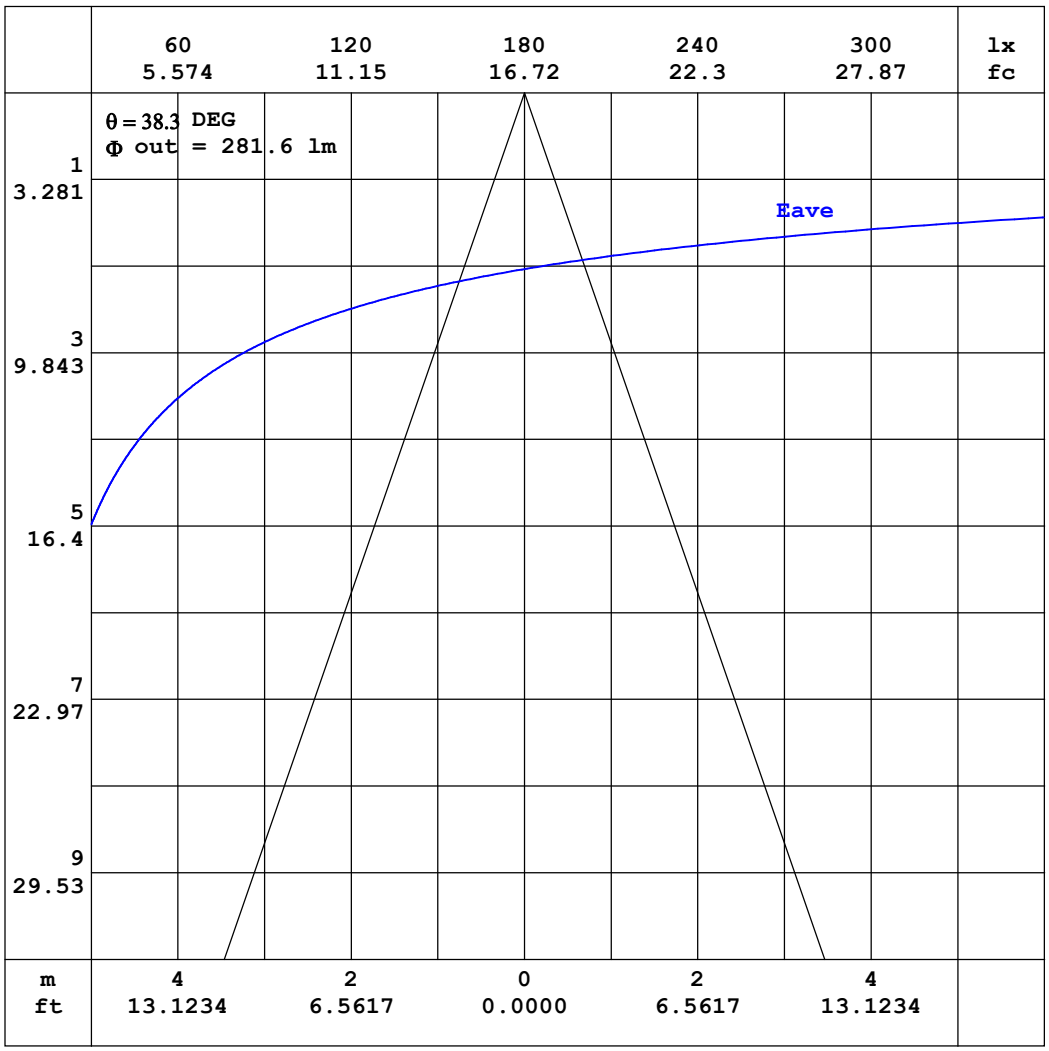

Note:The Curves indicate the illuminated area and the average illumination when the luminaire is at different distance.

C Range: 0 - 360DEG
C Interval: 22.5DEG
Test Speed: HIGH
Temperature:24.3℃
Operators:
Test Date:2023-09-08

γ Range: 0 - 90DEG
γ Interval: 1.0DEG
Test System:EVERFINE GO-SPEX500_V1 SYSTEM V2.00.460
Humidity:65.0%
Test Distance:3.080m [K=1.0000]
Remarks:

ISOLUX DIAGRAM

Test:U:119.84V I:0.0657A P:7.5786W PF:0.9624 Freq:59.98Hz UTHDi:0.00% ITHDi:0.00% KDisp:0 Lamp Flux:518.528x1 lm		
NAME: LED-2-S8W-5CCT-2RRWH-2RTWH	TYPE:	WEIGHT:
SPEC.: 2700K 90	DIM.:	SERIAL No.:
MFR.: LTS	SUR.:	Shielding Angle:

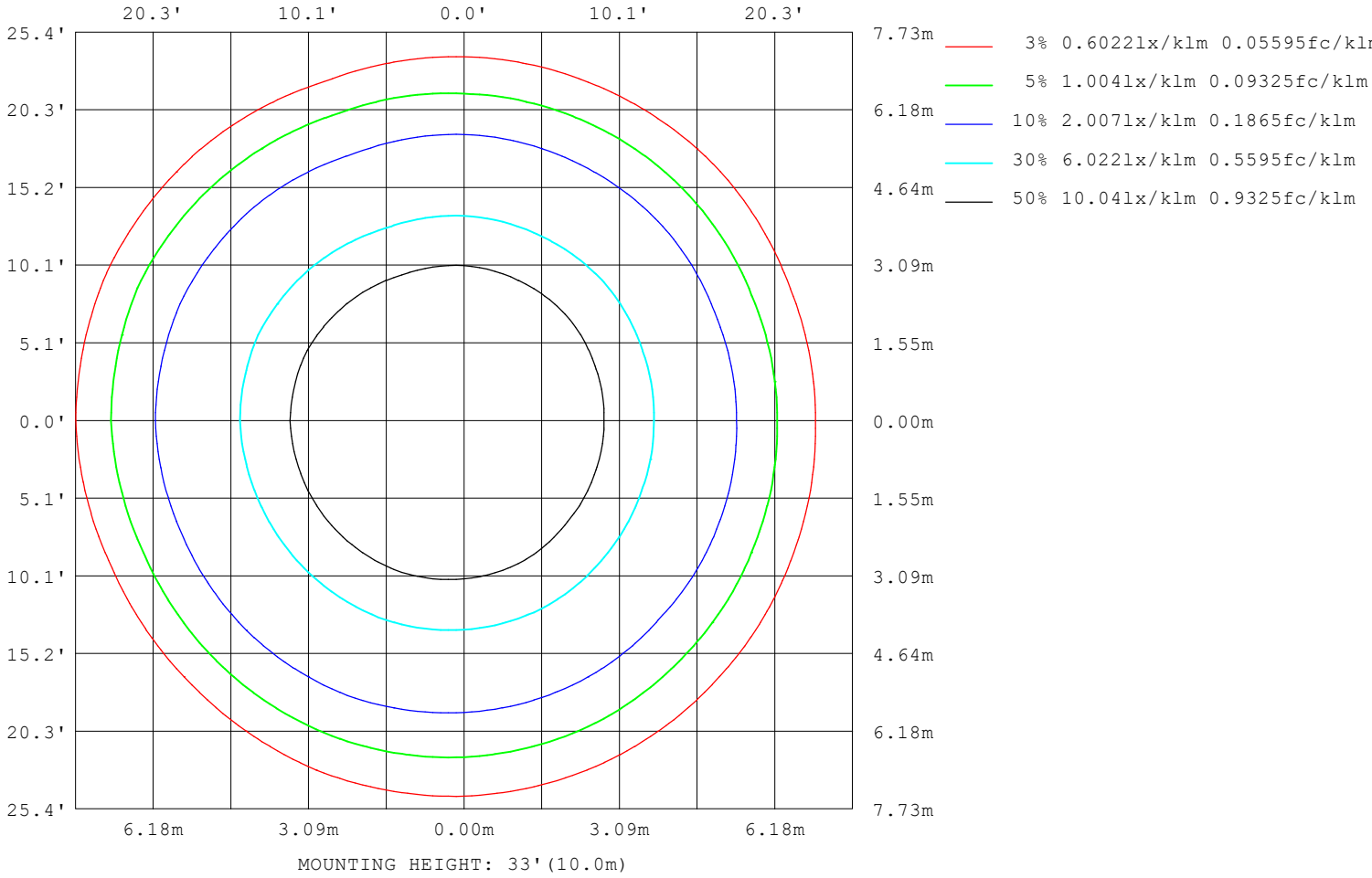

C Range: 0 - 360DEG
C Interval: 22.5DEG
Test Speed: HIGH
Temperature:24.3℃
Operators:
Test Date:2023-09-08

γ Range: 0 - 90DEG
γ Interval: 1.0DEG
Test System:EVERFINE GO-SPEX500_V1 SYSTEM V2.00.460
Humidity:65.0%
Test Distance:3.080m [K=1.0000]
Remarks:

LED Avg.L Report

Test:U:119.84V I:0.0657A P:7.5786W PF:0.9624 Freq:59.98Hz UTHDi:0.00% ITHDi:0.00% KDisp:0 Lamp Flux:518.528x1 lm		
NAME: LED-2-S8W-5CCT-2RRWH-2RTWH	TYPE:	WEIGHT:
SPEC.: 2700K 90	DIM.:	SERIAL No.:
MFR.: LTS	SUR.:	Shielding Angle:

AvgL	cd/m2
L_0~180(65)av	167
L_0~180(75)av	134
L_0~180(85)av	114
L_90~270(65)av	169
L_90~270(75)av	136
L_90~270(85)av	118
L_45(65)av	168
L_45(75)av	135
L_45(85)av	112

Standard: GB/T 29293-2012

C Range: 0 - 360DEG
C Interval: 22.5DEG
Test Speed: HIGH
Temperature:24.3℃
Operators:
Test Date:2023-09-08

γ Range: 0 - 90DEG
γ Interval: 1.0DEG
Test System:EVERFINE GO-SPEX500_V1 SYSTEM V2.00.460
Humidity:65.0%
Test Distance:3.080m [K=1.0000]
Remarks:

Planar Illuminance Curve

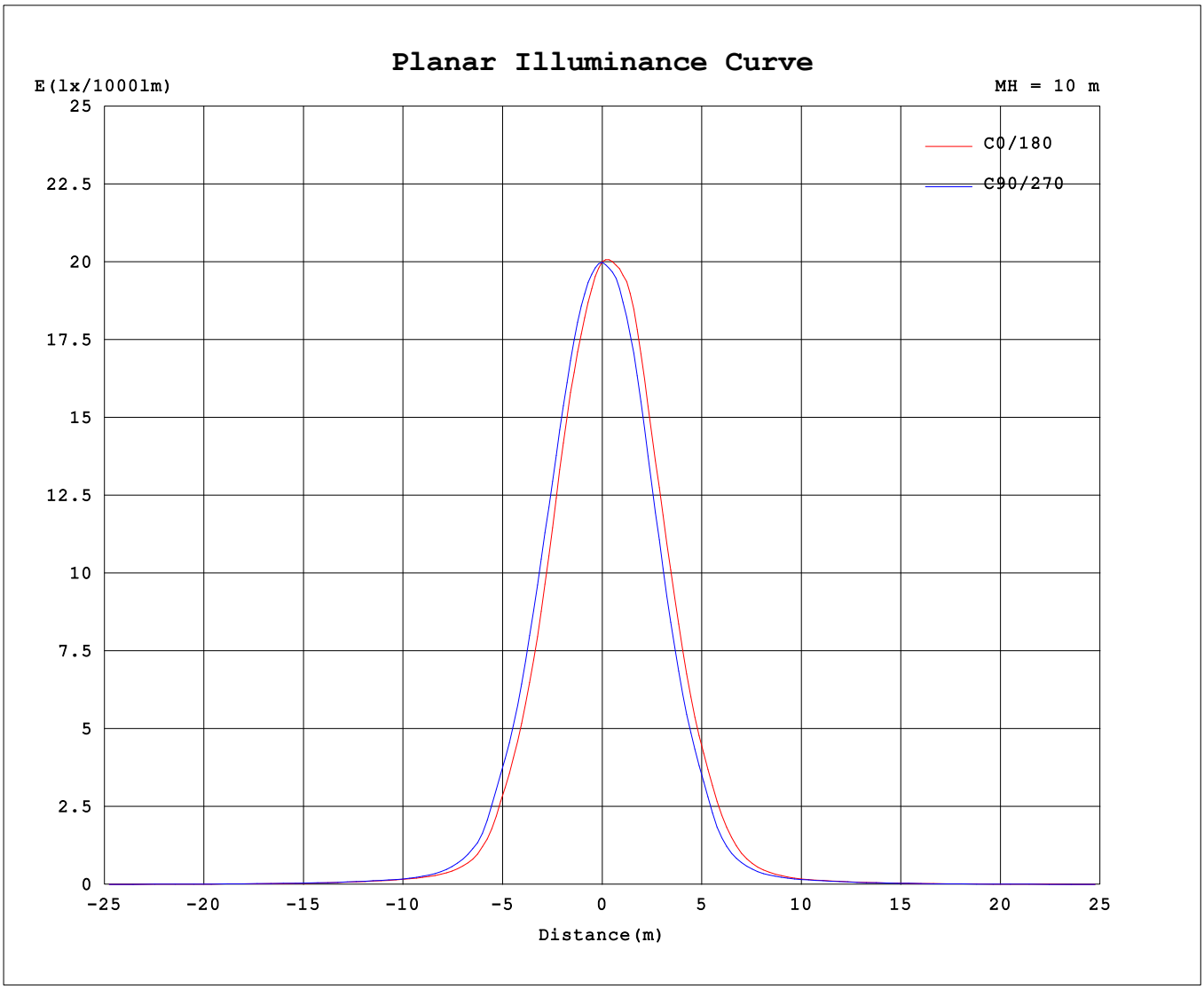

C Range: 0 - 360DEG
C Interval: 22.5DEG
Test Speed: HIGH
Temperature:24.3℃
Operators:
Test Date:2023-09-08

γ Range: 0 - 90DEG
γ Interval: 1.0DEG
Test System:EVERFINE GO-SPEX500_V1 SYSTEM V2.00.460
Humidity:65.0%
Test Distance:3.080m [K=1.0000]
Remarks:

LUMINOUS DISTRIBUTION INTENSITY DATA

Test:U:119.84V I:0.0657A P:7.5786W PF:0.9624 Freq:59.98Hz UTHDi:0.00% ITHDi:0.00% KDisp:0 Lamp Flux:518.528x1 lm		
NAME: LED-2-S8W-5CCT-2RRWH-2RTWH	TYPE:	WEIGHT:
SPEC.: 2700K 90	DIM.:	SERIAL No.:
MFR.: LTS	SUR.:	Shielding Angle:

Table--1 UNIT: cd/klm

γ (DEG) \ C(DEG)	0	22.5	45	67.5	90	112.5	135	157.5	180	202.5	225	247.5	270	292.5	315	337.5			
0	2001	2000	1999	1998	1999	1998	1997	1996	2001	2000	1999	1998	1999	1998	1997	1996			
5	1841	1861	1873	1898	1920	1948	1971	1990	2001	1994	1983	1958	1936	1905	1871	1834			
10	1572	1594	1612	1655	1688	1742	1786	1851	1867	1842	1813	1762	1711	1661	1611	1576			
15	1171	1181	1221	1297	1344	1407	1448	1497	1510	1495	1441	1372	1326	1274	1231	1188			
20	782	793	837	913	963	1018	1051	1082	1111	1092	1021	945	919	871	841	801			
25	480	492	518	574	611	647	666	688	722	716	664	600	584	551	531	498			
30	225	239	253	284	318	357	377	390	413	401	358	299	284	258	238	220			
35	109	114	123	136	149	158	162	167	184	183	159	134	128	122	118	109			
40	64.4	66.9	70.2	75.3	78.8	81.1	82.2	84.3	88.2	85.3	77.8	69.6	67.6	65.6	64.4	63.0			
45	46.9	48.1	49.2	50.4	50.9	51.3	51.4	52.2	51.5	49.7	48.1	46.4	46.2	46.1	46.1	46.0			
50	36.5	37.6	38.6	39.4	40.0	40.1	39.9	39.7	38.5	37.6	36.7	36.1	35.6	35.6	35.6	35.6			
55	26.4	27.1	27.9	28.6	29.1	29.2	29.3	29.2	28.3	27.2	26.3	25.5	25.4	25.4	25.5	25.6			
60	19.9	20.7	21.3	21.9	22.1	22.1	21.7	21.3	20.5	19.6	19.1	18.8	18.7	18.8	19.0	19.2			
65	15.0	15.7	16.3	16.7	16.8	16.8	16.4	16.1	15.2	14.5	14.1	13.8	13.8	13.9	14.1	14.4			
70	11.0	11.6	12.0	12.4	12.4	12.3	11.9	11.6	10.9	10.3	9.95	9.67	9.71	9.80	10.1	10.3			
75	7.54	8.08	8.45	8.74	8.73	8.60	8.27	7.93	7.34	6.87	6.55	6.32	6.36	6.44	6.69	6.98			
80	4.61	5.09	5.43	5.68	5.66	5.52	5.24	4.92	4.42	3.87	3.52	3.51	3.52	3.59	3.82	4.11			
85	2.22	2.63	2.92	3.12	3.14	2.99	2.73	2.44	2.02	1.42	1.18	1.26	1.27	1.34	1.53	1.78			
90	0.07	0.07	0.07	0.10	0.21	0.12	0.07	0.07	0.06	0.08	0.09	0.07	0.06	0.06	0.05	0.05			

C Range: 0 - 360DEG
C Interval: 22.5DEG
Test Speed: HIGH
Temperature:24.3℃
Operators:
Test Date:2023-09-08

γ Range: 0 - 90DEG
γ Interval: 1.0DEG
Test System:EVERFINE GO-SPEX500_V1 SYSTEM V2.00.460
Humidity:65.0%
Test Distance:3.080m [K=1.0000]
Remarks: